

Dr. med. Christine  
**SCHRAMMEK**

**GREEN PEEL®** 

The power of natural beauty.

Mixed and oily skin /  
sebaceous cysts



Aging and sun  
damaged skin /  
skin laxity



Skin with poor  
circulation /  
pale skin



Scars



Skin discoloration



## **GREEN PEEL® Herbal Peeling**

3 ways to more beautiful and healthy skin

.....  
**Successful results with our original  
GREEN PEEL® Herbal Peeling**



# The 3 GREEN PEEL® treatment methods



## GREEN PEEL® Fresh Up

**The freshness kick.**

The gentle treatment for visibly fresher and radiant skin

For an immediately visible effect or as a treatment application.



## GREEN PEEL® Energy

**The vitality and regeneration kick.**

The vitality and regeneration kick for your skin

For targeted problem solving through regenerative support.



## GREEN PEEL® Classic

**A new skin in 5 days.  
Regeneration and renewal.**

The worldwide successful original method for 60 years

For new skin in five days.

## WHICH METHOD IS SUITABLE?

A treatment with GREEN PEEL® Herbal Peeling should be considered long before the skin has begun to age or before specific skin problems arise.

GREEN PEEL® offers effective solutions for a healthy and natural skin appearance for every skin type and all age groups. With GREEN PEEL® you benefit from 60 years of experience with the traditional GREEN PEEL® Classic method.

Different dosages of the herbal mixture allow individual treatment methods of the GREEN PEEL® Herbal Peeling – individually tailored to the skin condition and personal treatment goal.

For every person the right treatment in the right intensity,  
in accordance with the desired treatment goal.

The GREEN PEEL® Classic treatment is a medically-developed, natural method with exclusively natural plant ingredients, which has been successfully proven worldwide. This completely natural treatment consist of a herbal mixture with interacting components achieving the desired treatment results.

Since 60 years the GREEN PEEL® Classic treatment achieves particularly good results on:

- 🌿 Large-pored, seborrhoeic skin
- 🌿 Impure skin, sebum cysts
- 🌿 Scars (caused by acne, accidents, burns, etc.)
- 🌿 Skin prone to premature formation of wrinkles with sagging face contours
- 🌿 Aged, sun damaged skin
- 🌿 Some forms of hyperpigmentation
- 🌿 Sagging skin on the body (abdominal wall, upper arms, thighs)
- 🌿 Stretch marks (striae)



Convince yourself of the treatment success stories with GREEN PEEL® Clasic on the following pages. Depending on the individual skin problem several peeling treatment may be necessary to achieve satisfactory results.

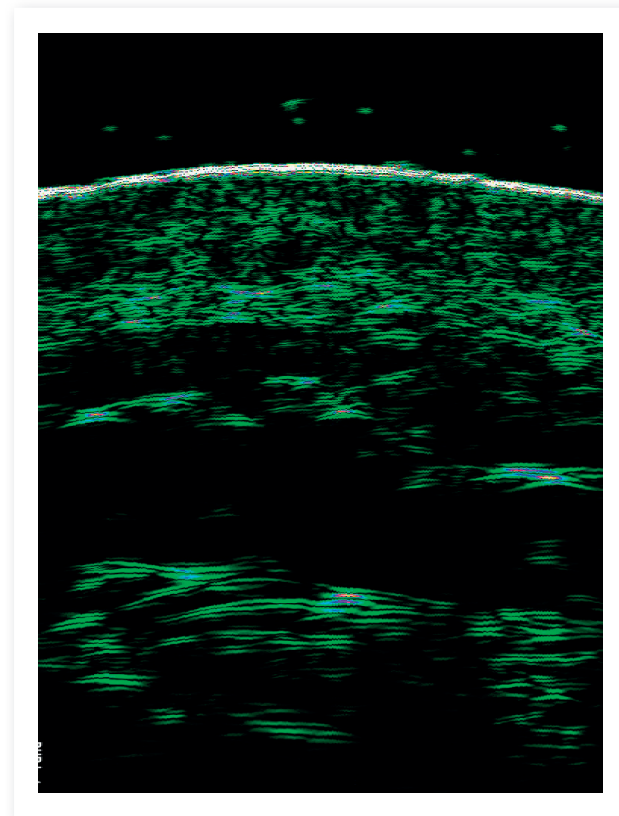
# GREEN PEEL® Classic

Regeneration of tissue after treatment

Every skin type is individual and reacts in different ways to the treatment.

Depending on the amount of herbs used as well as the duration and pressure level of the massage, the skin can peel more or less extremely and activate its own regeneration processes.

The extent of visible peeling is not a quality characteristic for skin regeneration. This has been proved by scientific studies.



Epidermis

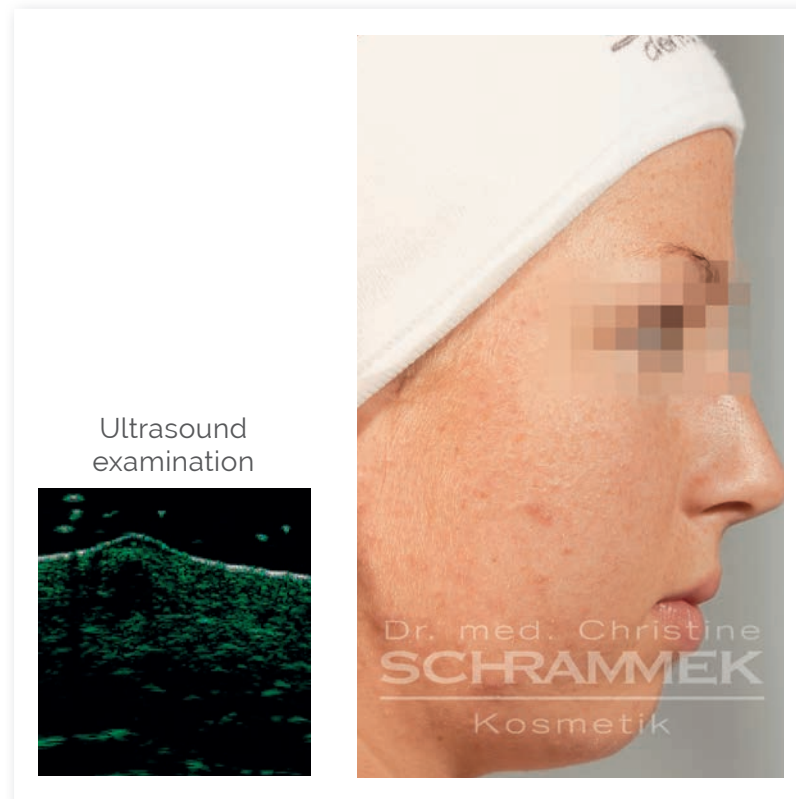
Corium

The ultrasound examination carried out after the treatment shows a significant thickening of the skin.

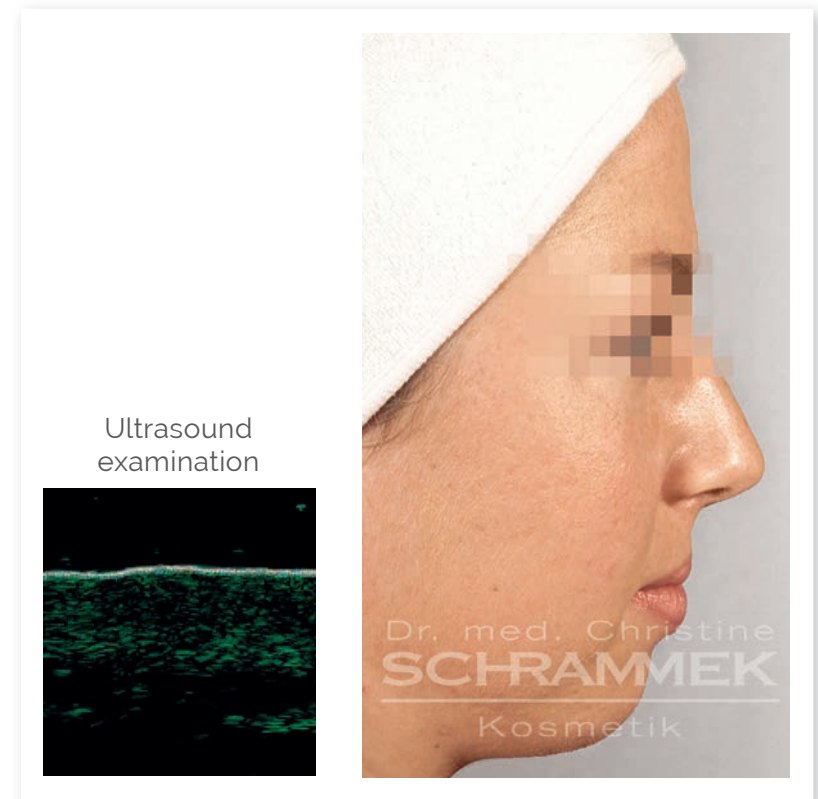
Studies have proved the success of the treatments

GREEN PEEL® Classic

Visible results | Impure skin



Before GREEN PEEL® CLASSIC treatment



After fourth GREEN PEEL® CLASSIC treatment



# GREEN PEEL® Classic

Visible results | Impure skin



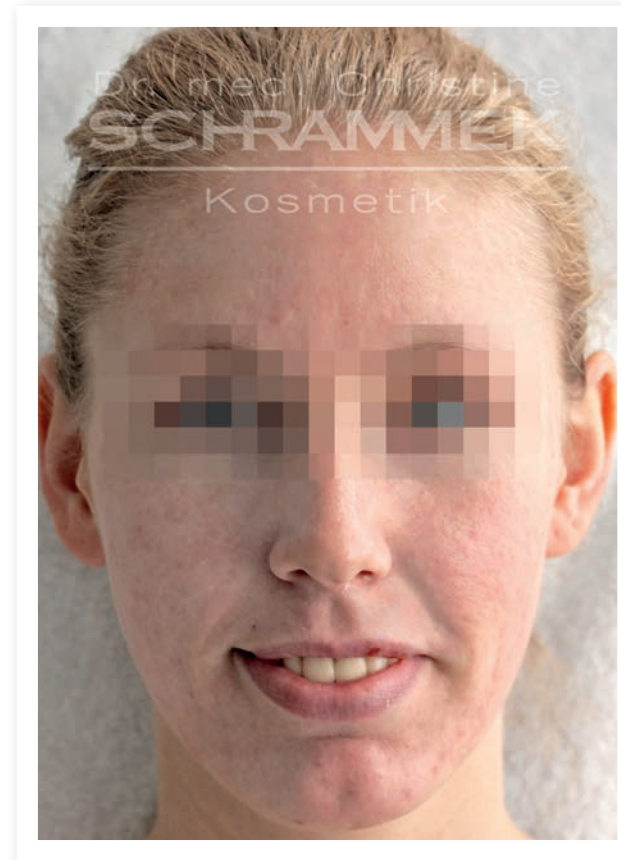
Before GREEN PEEL® CLASSIC treatment

After second GREEN PEEL® CLASSIC treatment

Visible results | Impure skin



Before GREEN PEEL® CLASSIC treatment



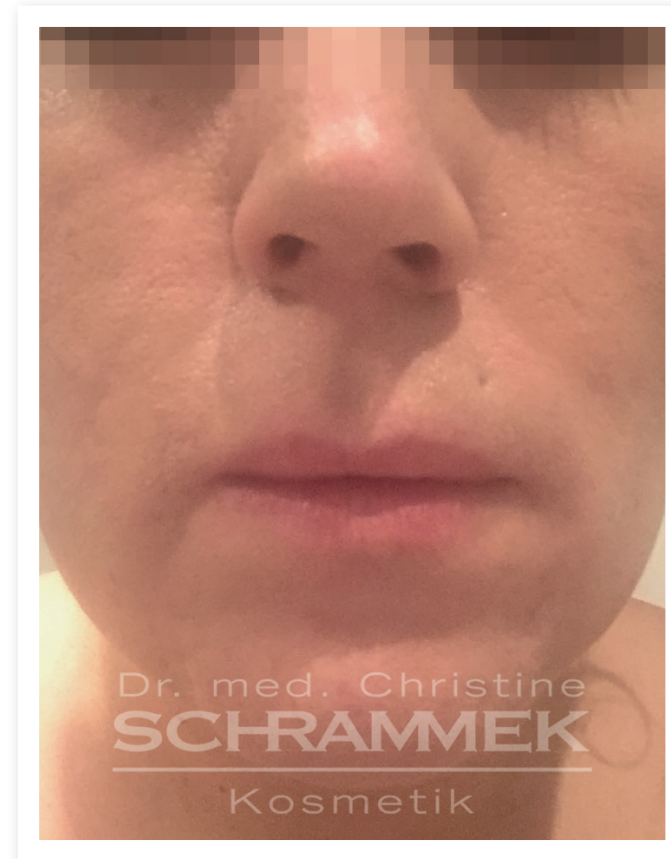
After first GREEN PEEL® CLASSIC treatment

# GREEN PEEL® Classic

Visible results | Impure skin



Before GREEN PEEL® CLASSIC treatment



After first GREEN PEEL® CLASSIC treatment



Visible results | Impure skin



Before GREEN PEEL® CLASSIC treatment



After third GREEN PEEL® CLASSIC treatment

# GREEN PEEL® Classic

Visible results | Impure skin



Before GREEN PEEL® CLASSIC treatment



After fourth GREEN PEEL® CLASSIC treatment

Visible results | Sebaceous cysts



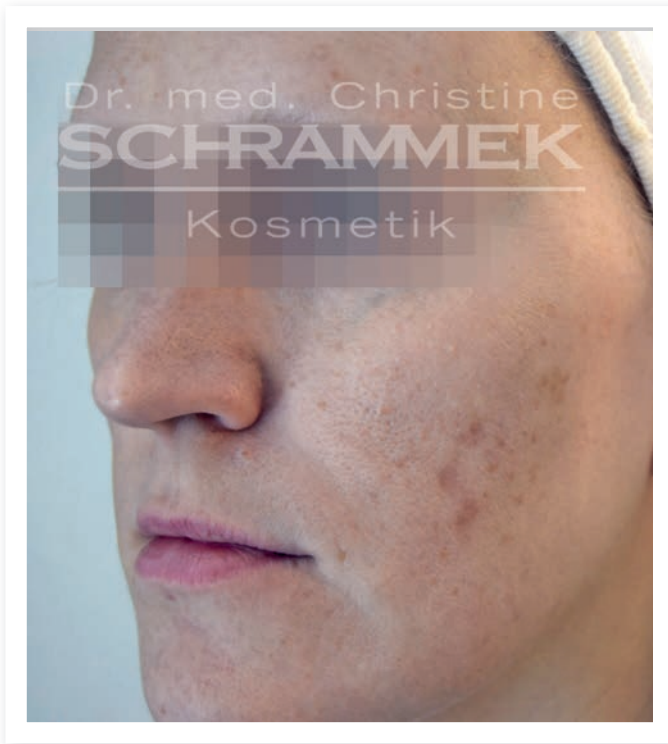
Before GREEN PEEL® CLASSIC treatment



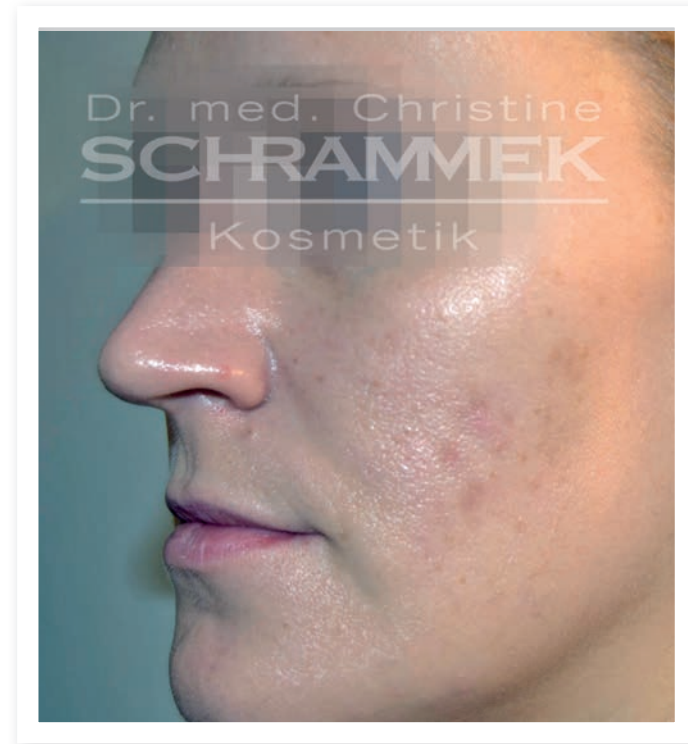
After first GREEN PEEL® CLASSIC treatment

# GREEN PEEL® Classic

Visible results | Hyperpigmented acne scars



Before GREEN PEEL® CLASSIC treatment



After first GREEN PEEL® CLASSIC treatment



Visible results | Aged, sun damaged skin



Before GREEN PEEL® CLASSIC treatment



After fourth GREEN PEEL® CLASSIC treatment

Studies have proved the success of the treatments

## GREEN PEEL® Classic

Visible results | Aged, sun damaged skin



Before GREEN PEEL® CLASSIC treatment



After third GREEN PEEL® CLASSIC treatment

Visible results | Aged skin



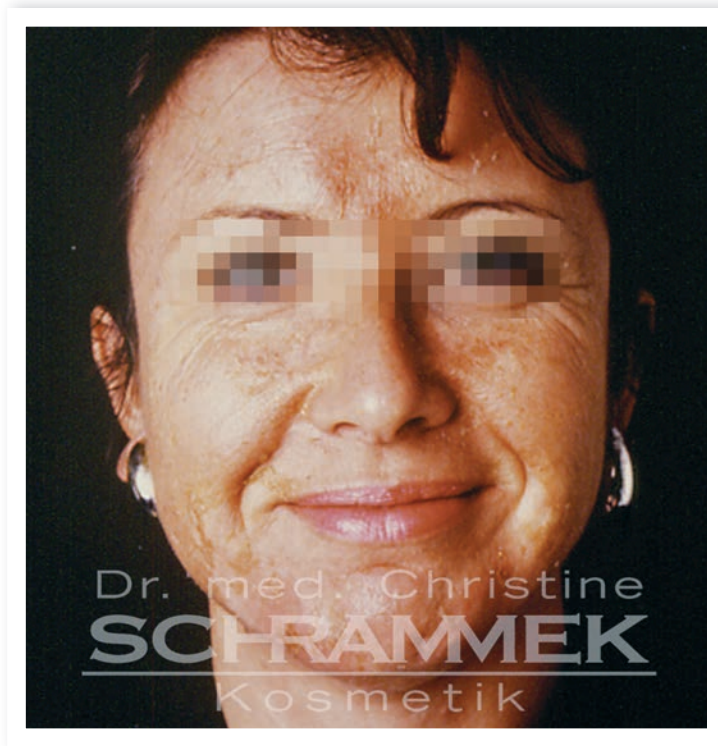
Before GREEN PEEL® CLASSIC treatment



After fourth GREEN PEEL® CLASSIC treatment

# GREEN PEEL® Classic

Visible results | Aged skin



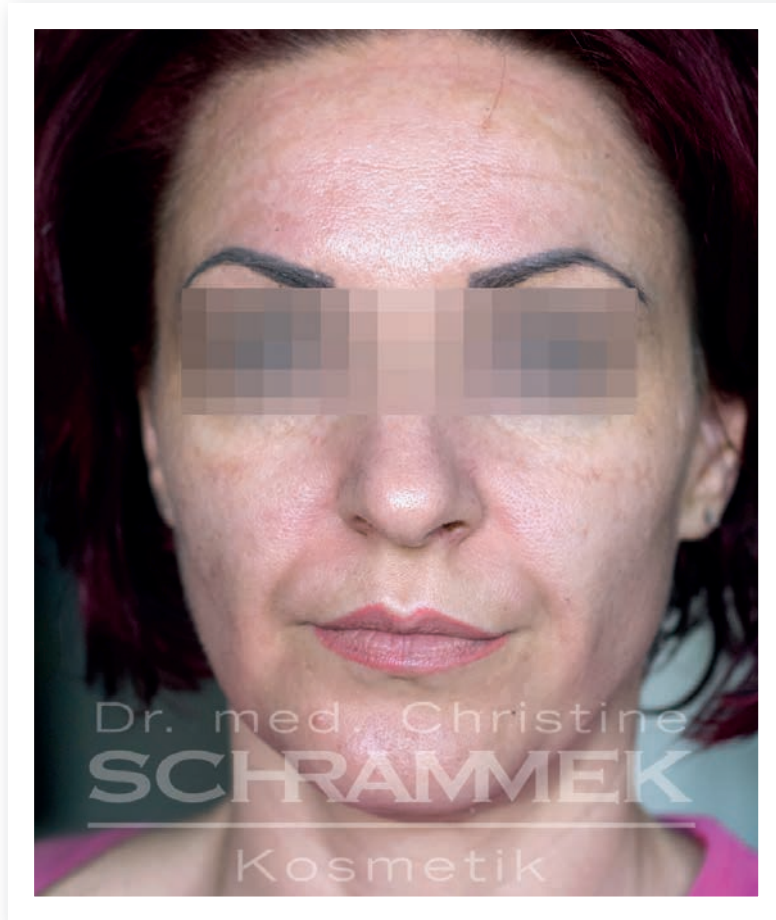
Before GREEN PEEL® CLASSIC treatment



After second GREEN PEEL® CLASSIC treatment



Visible results | Wrinkles on forehead & hyperpigmentation



Before GREEN PEEL® CLASSIC treatment



After first GREEN PEEL® CLASSIC treatment

# GREEN PEEL® Classic

Visible results | Hyperpigmentation



Before GREEN PEEL® CLASSIC treatment



After first GREEN PEEL® CLASSIC treatment

Visible results | Hyperpigmentation



Before GREEN PEEL® CLASSIC treatment



After first GREEN PEEL® CLASSIC treatment



# GREEN PEEL® Classic

Visible results | Hyperpigmentation



Before GREEN PEEL® CLASSIC treatment



After first GREEN PEEL® CLASSIC treatment



Visible results | Hyperpigmentation & impure skin on chin



Before GREEN PEEL® CLASSIC treatment



After first GREEN PEEL® CLASSIC treatment

# GREEN PEEL® Classic

Visible results | Scar



Before GREEN PEEL® CLASSIC treatment



After first GREEN PEEL® CLASSIC treatment

Visible results | Scar



Before GREEN PEEL® CLASSIC treatment



After second GREEN PEEL® CLASSIC treatment



# GREEN PEEL® Classic

Visible results | Stretch marks (striae)



Before GREEN PEEL® CLASSIC treatment

After second GREEN PEEL® CLASSIC treatment



Visible results | Stretch marks (striae)



Before GREEN PEEL® CLASSIC treatment



After first GREEN PEEL® CLASSIC treatment

# GREEN PEEL® Classic

Visible results | Stretch marks (striae) from pregnancy




Before GREEN PEEL® CLASSIC treatment

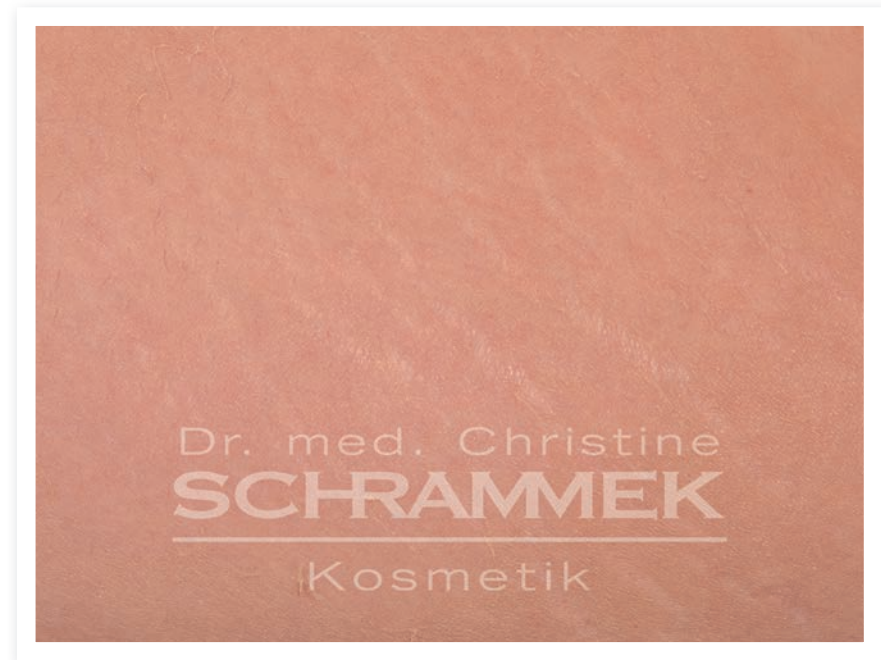


After third GREEN PEEL® CLASSIC treatment

Visible results | Stretch marks (striae) on thighs



Before GREEN PEEL® CLASSIC treatment

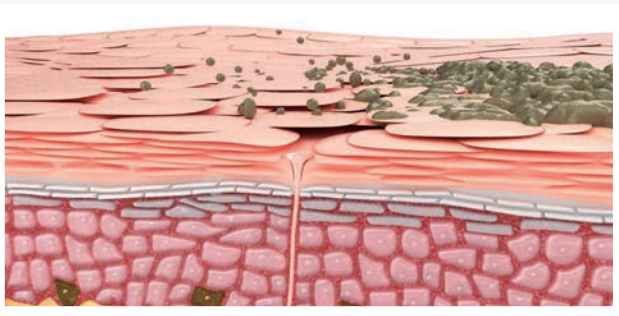


After first GREEN PEEL® CLASSIC treatment

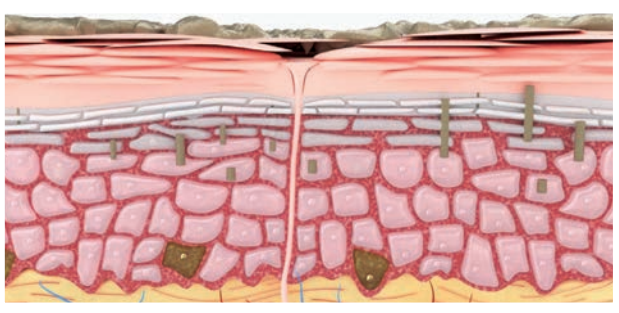


# This is how **GREEN PEEL**<sup>®</sup> herbs work

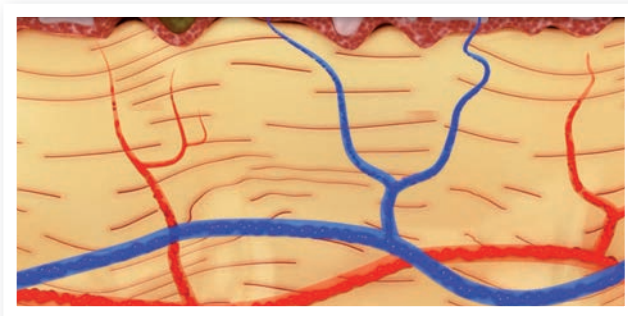
- 1.** Certified GREEN PEEL<sup>®</sup> aestheticians apply the herbal mixture and massage it into the skin. This mixture consists exclusively of natural plant extracts and contains no aggressive substances or acids.



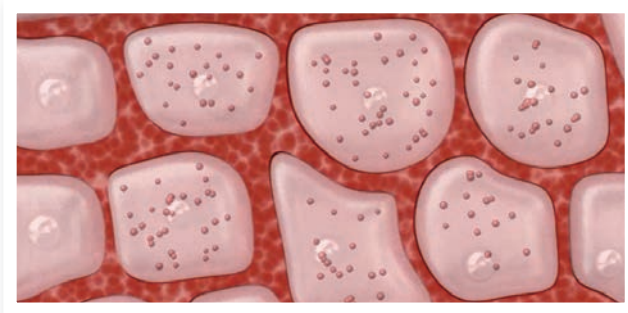
- 2.** Micro-particles of the herbs penetrate into the upper layers of the skin. The duration and intensity of the massage depend on the skin type and structure.



- 3.** Plant ingredients initiate a series of reactions in the skin. First of all, circulation is increased.

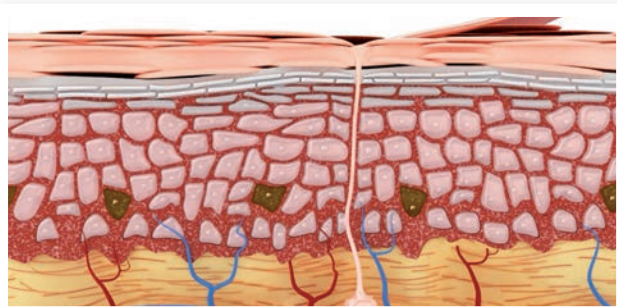


- 4.** This results in a better supply of oxygen to the skin cells, activating their metabolism.

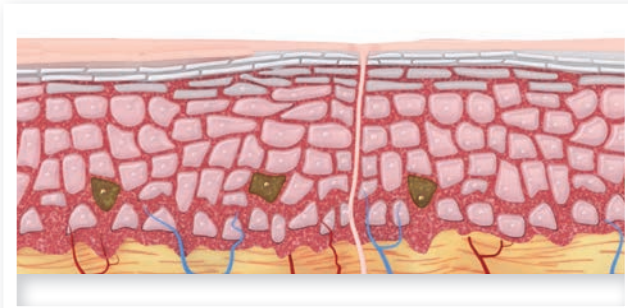




- 5.** The intensive effect of the herbs accelerates the cells' natural regeneration process. Cell renewal is stimulated and new collagen fibres are formed.



- 7.** The skin's renewal process is complete after five days. Your old skin is replaced with a new, fresh and clean skin. Normally, the skin needs about 28 days to renew itself. The GREEN PEEL® method reduces this process to about 5 days.



- 6.** The skin begins to peel visibly. Gradually, the top layers of the epidermis start to loosen while simultaneously pushing new, young cells to the skin's surface.

